

**YOUR POWER.**  
**YOUR DATA.**  
**IN YOUR**  
**HANDS.**

More performance  
through real-time  
monitoring



myPlant  
**PERFORMANCE**

**JENBACHER**  
INNO





# YOUR POWER. YOUR DATA. IN YOUR HANDS.





## Give your industrial assets a digital life.

Gain a whole new level of insight into the performance of your industrial assets with myPlant Performance—INNIO's Asset Performance Management solution. Our cloud-based technology lets you manage your assets wherever you are, secure and live.

Predictive monitoring of your engine's health lets you optimize performance and avoid onsite checks. With myPlant Performance you can improve uptime and efficiency while reducing life-cycle costs. Take control of the operating performance and profitability of your engine or industrial assets.

## Harness the industrial internet of things

Ride a wave of innovation and change with our myPlant Performance solution. Rely on our many years of engines manufacturing experience and fleet operability knowledge:

-  10+ thousand engines connected
-  1.7 million+ monitored sensors
-  14 TB+ of data processed every year
-  70+ preventative analytics available



The power to keep your engine running longer is in your hands. Go digital, and put your focus back where it belongs—on your core business.



Scan **QR-code** or visit  
[www.myplant.io](http://www.myplant.io)

# HOLD THE KEYS TO SUCCESS

with a powerful platform—  
myPlant Performance

With our cloud-based myPlant Performance, you manage your assets securely and in real-time from everywhere. Gain control over your engine's operational performance and profitability, using your preferred device to easily access engine manuals, smart tools, and a centralized view of your fleet data.

Avoid unnecessary travel costs for service personnel, increase your engine uptime, and reduce your maintenance costs—all thanks to remote access to your plant. Reduce operational uncertainties with continuous analysis using myPlant Performance algorithms. Detect and correct even the smallest deviations at an early stage—together with our 24/7 Technical Support team. Thanks to condition-based maintenance, your engine parts are only maintained or replaced when necessary.

## With us, you know you're secure

Cybersecurity is a fundamental pillar in our operations: All transmitted data is strongly encrypted, stored securely and inaccessible to third parties, thanks to our security experts. Plus, we continuously monitor your data transmissions for you.



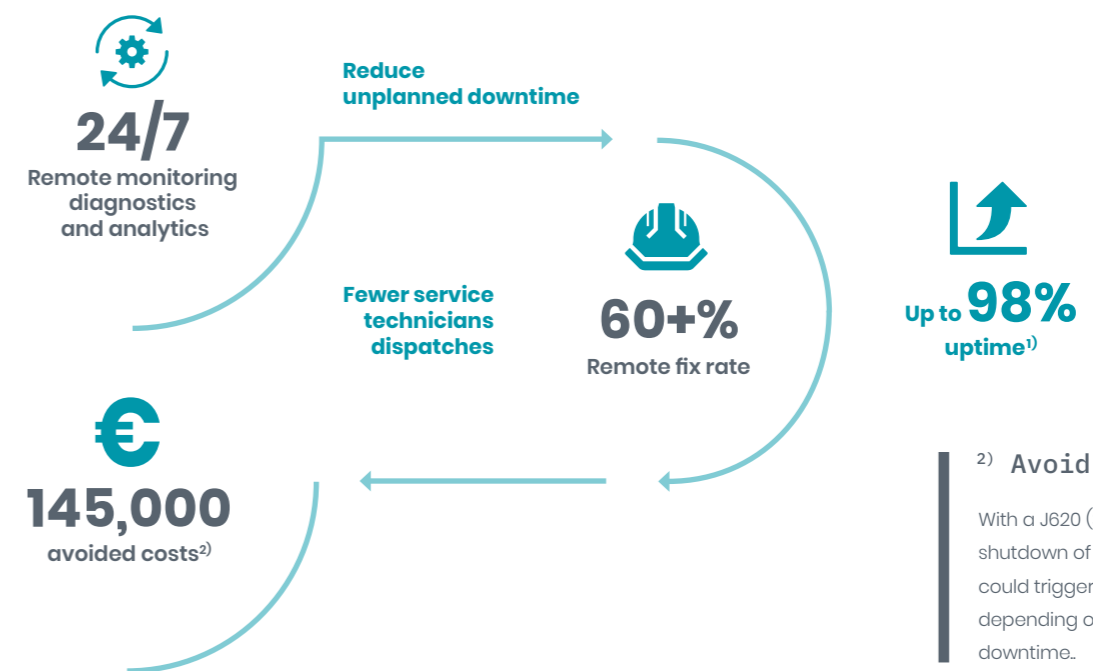
# myPlant HELPS EFFICIENTLY OPERATE GREENHOUSES

Prominent depends on 70 Jenbacher engines to provide the reliable onsite lighting, heat, and CO<sub>2</sub> fertilization needed to support greenhouse plant growth. Plus, myPlant Performance technology's predictive analytics evaluate component conditions for improved greenhouse efficiency and reduced downtime.

### Predictive analytics:

- Keep availability and uptime of Jenbacher engines up to 98%
- Reduce engine downtime through the timely detection and prediction of component condition
- Reduce number of maintenance operations
- Improve equipment reliability and safety

### How to make use of the intelligence of myPlant Performance



#### <sup>2)</sup> Avoid Costs

With a J620 (3.3 MW) engine, a shutdown of six to eight weeks could trigger a shortfall of € 145,000, depending on feed-in tariffs and downtime.

»The ability to monitor key engine performance indicators is of utmost importance to us—both for reliability and efficiency. Our myPlant Performance user apps and interfaces are very friendly to work with, and provide an instant overview of engine condition for maximum predictability.«

Jacco Besuijen  
Energy Manager at Prominent

<sup>1)</sup>e.g. with a J620 (3.3 MW)

# KNOW IT BEFORE IT HAPPENS

It all seems so subtle at first—small deviations from an otherwise healthy engine operation that go undetected. But even the smallest deviations should be examined ... before they evolve into unplanned events.

## Finding deviation in patterns

That's where analytics come in myPlant Performance algorithms continuously analyze the data streamed from your engines to detect any deviations that could cause unplanned events. Based on the data from thousands of engines, these analytics algorithms distinguish patterns of healthy engine operations—and note when deviations occur.

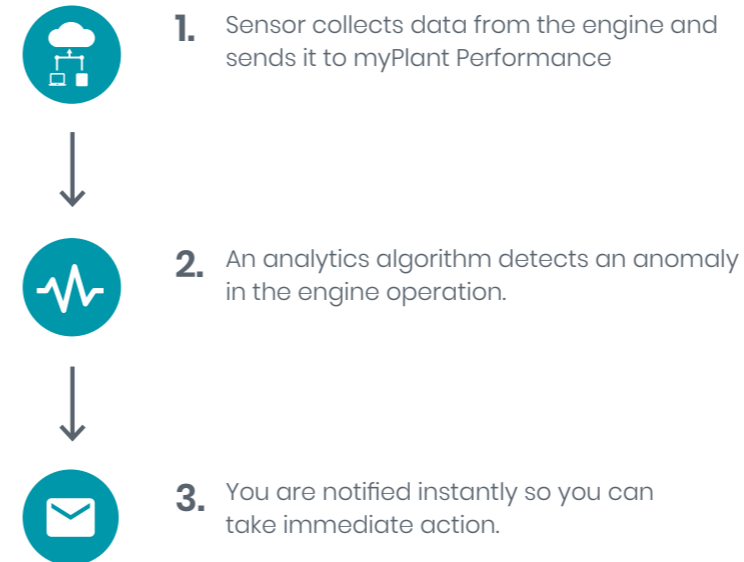
## Acting before an event takes place

When relevant deviations are detected, you are notified immediately via email or SMS. You will receive instructions on what to do—before any unplanned events have occurred.

## Predicting parts lifetime

Additionally, analytics algorithms are used to predict the lifetime of engine spark plugs, lubricants and filters. By getting this information beforehand, you replace your consumables only when necessary, saving you time and money.

# HOW PREDICTIVE ANALYTICS WORK



## Case in point: How predictive analytics help our customer

An INNIO customer in Western Europe has more than 50 Jenbacher engines connected to the myPlant Performance. Thanks to the myPlant Performance predictive analytics and remote issue management features, the customer saved €70,425 in technician travel costs and increased operating hours (OPH) availability by 0.79%—up 1,585 OPH—within a one-year period.



# EVERYTHING YOU NEED at a glance

Our myPlant Performance gives you the right information at the right time for your entire industrial site or engine.



## Comprehensive site & asset dashboard

Provides important engine information at a glance with a comprehensive overview detailing operational and performance data. It shows engine information such as start success rate, operating hours, number of shut-downs and engine alarms (see dashboard image above).

## Impactful predictive analytics

Helps you reduce costs through automated email/mobile notifications that give you the operational data needed for early prediction of upcoming engine events.

## Key customized notifications

Customizable engine monitoring based on your business needs. Create your own notifications based on engine failure codes and operational data for user-defined monitoring.

## Secure remote control

Allows you to manage your engine or your entire fleet without requiring onsite personnel. Get direct access to your control system to change parameters, such as desired power output.

## Meaningful data consolidation

Merges relevant information for your business from several data sources to one platform, such as automatic integration of oil and coolant reports<sup>3)</sup> from your laboratory and the latest information on emissions.

## Detailed fleet reporting

Provides valuable insights via a simple fleet overview as well as deeper data exploration through individual reports for your connected fleet including alarms, power output and other operational data.

<sup>3)</sup> Oil and coolant reports integration is available for the following laboratories: JetCare, MIC GSM, Mobil Serv, OilCheck, QRAS, Polaris, Spectro

# OUR OFFERINGS Meeting your needs

We listened ... and created three myPlant Performance plans so you can find just the right fit. Whether you need basic monitoring or highly advanced performance analysis and predictive analytics, we have the plan for you.

	Starting up BASIC	Lower maintenance costs CARE	Strong analytics PROFESSIONAL
<b>BASIC / ADVANCED MONITORING</b>			
Live operating status	✓	✓	✓
Historic and live data trending		✓	✓
Alarm management and notification	Alarm management only	✓	✓
Access to all engine documents	✓	✓	✓
Mobile app	✓	✓	✓
Daily status logbooks	✓	✓	✓
Remote access to engine controller		✓	✓
Fleet management		✓	✓
Engine status notifications (SMS/Email)		✓	✓
<b>INCREASED PRODUCTIVITY / STRONG PERFORMANCE</b>			
Recommended maintenance <sup>4)</sup>	✓	✓	✓
Support case management <sup>4)</sup>	✓	✓	✓
Predictive maintenance for spark plugs, oil and filter	Spark plugs lifetime prediction only	✓	✓
Oil & coolant quality monitoring		✓	✓
Fleet emission monitoring	Engine emission monitoring only	✓	✓
<b>ARTIFICIAL INTELLIGENCE &amp; PREDICTIVE ANALYTICS</b>			
Operator analytics package			✓
Historic performance analysis			✓
User-defined monitoring			✓
On demand: Access to myPlant data via API (Application Programming Interface) service			✓

<sup>4)</sup> Recommended maintenance and support case management are only available to INNIO's direct end customers with service agreement.



INNIO is a leading energy solution and service provider that empowers industries and communities to make sustainable energy work today. With our product brands Jenbacher and Waukesha and our digital platform myPlant, INNIO offers innovative solutions for the power generation and compression segments that help industries and communities generate and manage energy sustainably while navigating the fast-changing landscape of traditional and green energy sources.

We are individual in scope, but global in scale. With our flexible, scalable, and resilient energy solutions and services, we are enabling our customers to manage the energy transition along the energy value chain wherever they are in their transition journey. INNIO is headquartered in Jenbach (Austria), with other primary operations in Waukesha (Wisconsin, U.S.) and Welland (Ontario, Canada). A team of more than 3,500 experts provides life-cycle support to the more than 54,000 delivered engines globally through a service network in more than 80 countries.

INNIO's ESG Risk Rating places it number one of more than 500 worldwide companies in the machinery industry assessed by Sustainalytics.

For more information, visit the myPlant website at [www.myplant.io](http://www.myplant.io) or the INNIO website at [www.innio.com/en/jenbacher/myplant-performance](http://www.innio.com/en/jenbacher/myplant-performance)

Follow INNIO on  

#### Get started with myPlant Performance

1



Scan **QR-code** or visit [www.myplant.io](http://www.myplant.io)

2



Register for the **myPlant platform**

3



Access **general information** or **subscribe** to one of the **myPlant Performance plans** (for plan subscription contact your INNIO sales representative)

4



Get your **asset connected** to see live data and **benefit from asset performance features**. INNIO's technical support team will help you!

## ENERGY SOLUTIONS. EVERYWHERE, EVERY TIME.

© Copyright 2022 INNIO.

Information provided is subject to change without notice.

INNIO, **INNIO**, Jenbacher, myPlant, Waukesha are trademarks in the European Union or elsewhere owned by INNIO Jenbacher GmbH & Co OG or one of its affiliates. All other trademarks and company names are property of their respective owners.

I JB-2 22 022-EN

